


THE VISUAL DECODER FOR STORIES CONTEST



Exercise your creativity and increase comprehension by capturing the key ideas of a story through pictures!



1

Read one of the Contest books.



2

Draw 5 pictures to show the key ideas in the story.



3

Scan your drawings and submit online at contest website

WHAT IS THE CONTEST ABOUT?

We want to promote reading and thinking about stories. Stories give children a glimpse into different cultures, times and experiences. Stories teach children lessons about life and the world they live in.

The objective of the Visual Decoder for Stories Contest is to encourage children to use pictures to aid retelling, exploring and consolidating what they know about a story.

Children tap on the brain's visual processing ability and draw simple pictures to represent a story's key elements. In the process, they reflect and engage more deeply with the text to discover insights about the story. This activity strengthens comprehension and develops creativity.

Choose any of the 8 book titles selected for this contest and draw out the key ideas using the template.

Submit by 16 Dec 2023. Attractive prizes to be won!

For full information on the contest and terms and conditions, scan the QR Code here or visit our website at <https://picturethink.com/visual-decoder-contest/>



The Visual Decoder for Stories Contest is organised by



in collaboration with




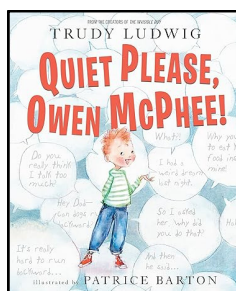

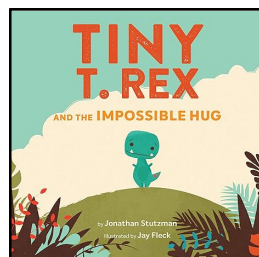




Child's Name: _____

Age: _____

(as of 1 Jan 2023)

Circle the book title you chose:



WHO & WHAT

Draw icons to represent key characters and things in the story.

Examples: Use basic shapes to draw



1. Dot 2. Line 3. Arrow 4. Square 5. Triangle 6. Circle 7. Blob

People Sketches

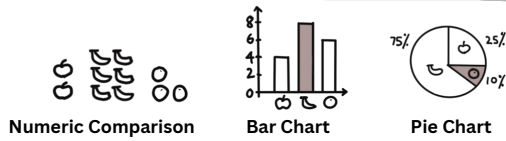


Emoji Stick Block

HOW MANY/MUCH

Draw a chart of two showing something in the story that can be measured.

Examples of charts



WHERE

Draw a simple map showing 1 or 2 important locations in this story.

WHEN [A → B → C]

Draw a timeline of 4 or 5 important events that take place in this story.

AND YOUR BIG TAKEAWAY IS...

WHY

Draw simple pictures with words to show what you have learnt from the story.

